







 **Product Features**

-  High energy density, small size, light weight, no pollution;
-  1C rate charge/discharge;
-  Match varied inverters;
-  IP20 grade, suitable for indoor;
-  10 years design life, Stable performance, maintenance-free;





 **Double layered Safety Design**

Much safer  
More reliable.

 **Smart Management system**

Available with,  
Bluetooth, LCD

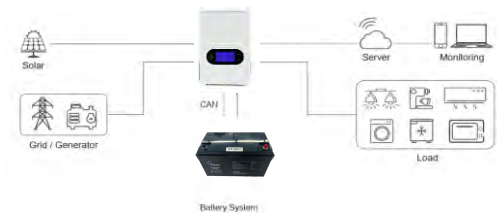
 **1C Charge/Discharge**  
Efficient charging and discharging.


 **Single Management**  
Ultimate security and ultra-simple O&M.


 **Multi-Function**


Westar Energy lithium series batteries provide superior performance, capacities and reliability. Using state of high power cell technology, the lithium series is designed for environmentally sensitive areas that require super long cycle life capabilities.

Westar Energy lithium batteries are widely used in industrial, residential, commercial and private applications. The maintenance free construction and advanced design features makes the lithium series the definitive choice for a wide variety of markets. Like solar and renewable energy storage, electric vehicle, golf cart and industrial equipment, floor machines, forklifts, aerial lifts, and robotics; marine, RV, and no-idle solution; Mobility and Medical Equipment; Telecom, Broadband and Cable TV; UPS systems



 **Factory/Office Park/Hotel/Restaurant**  
Arbitraging from the TOU tariff, peak-load shifting

 **Mobile charger**  
Used as a backup power for household use

 **Off-grid**  
Multi-energy Energy system with solar, diesel generator, wind turbine, etc.

### Product Parameters

Model	Westar Energy 12.8V 65Ah
Battery Parameters	
Battery cell model	LiFePO <sub>4</sub> - 20Ah, Cylindrical
Battery capacity	832Wh
Dimensions(LxWxH)	325*165*185mm
Weight	9.4
Terminal Type	M5/Plug
Terminal Torque	8.5N*M
Case Material	ABS
BMS build-in	Yes
Efficiency – round trip	> 99.5
Self Discharge per Month	< 1.5%
Max parallel connectors	4
Series connections	4
Cycle life (1C, 25°C@100% DOD)	> 4000
Discharge Temperature	-23~65°C
Charge Temperature	-3~65°C
Storage Temperature	-20~45°C
Bluetooth(App)	Optional
LCD Screen	Optional
Heating function	Optional
Voltage Window	11.2~14V
Recommend Charge Voltage	14.2V
Max Charge Voltage	14.6V
Recommend Charge current	30A
Max continuous charge current	60A
Recommend Discharge voltage	11.2V
Max Discharging Voltage	10.8V
Max Continuous Discharge current	60A
Peak Discharge Current	120A(3S)
Communication	Bluetooth(Optional)

\* The system will be derated when the ambient temperature exceeds 45°C.

\*\* The system will be derated when the altitude is between 2000 and 3000m.

### Certifications

**System:** CE(IEC61000,IEC62619,IEC62477),UN3480, UKCA ;

**Pack:** UN38.3;

**Note:** Product specifications are subject to change without any prior notice as per regular modifications made by company.

### Performance

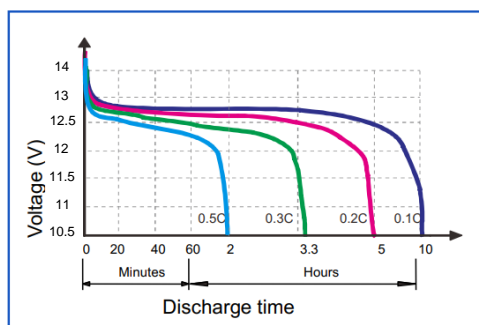
#### Constant Current Discharge Data (Amperes @ 25°C)

Discharge Time	1h	2h	3h	4h	5h	10h	20h
Cut off voltage (10.8V)	65A	32.5A	21.7A	16.3A	13A	6.5A	3.3A

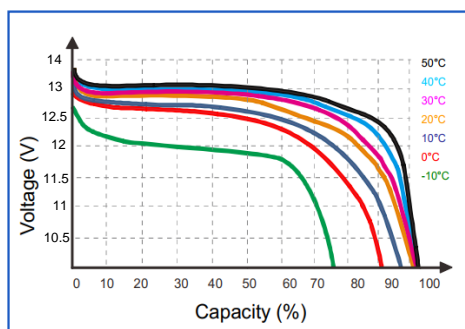
#### Constant Watts Discharge Data (Amperes @ 25°C)

Discharge Time	1h	2h	3h	4h	5h	10h	20h
Cut off voltage (10.8V)	832W	416W	277W	208W	166.4W	83.2W	41.6W

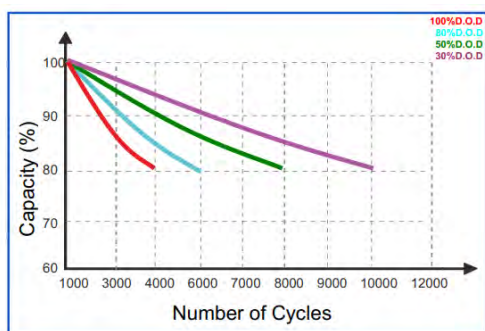
Discharge characteristics (25°C)



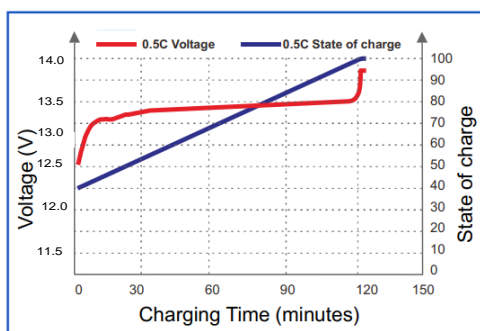
Different temperature Discharge curve (0.5C)



Discharge DOD discharge cycle life curve (0.2C, 25°C)



State of charge curve (0.5C, 25°C)



Note 1: Please always refer to the latest edition of our technical manual that published on our website to ensure safe and efficient operation.

Note 2: When make parallel connection, please full discharge batteries, then recharge after parallel connected; when series connect, please keep batteries with same remain capacity.